



# 2008-2009 GMT Quarterly Report for District (or Undistricted) **District 22 A**



GMT: **SCOTT A. STORMS**

Location: **MARYLAND**

GMT CA: **1 & 2**

## CLUBS

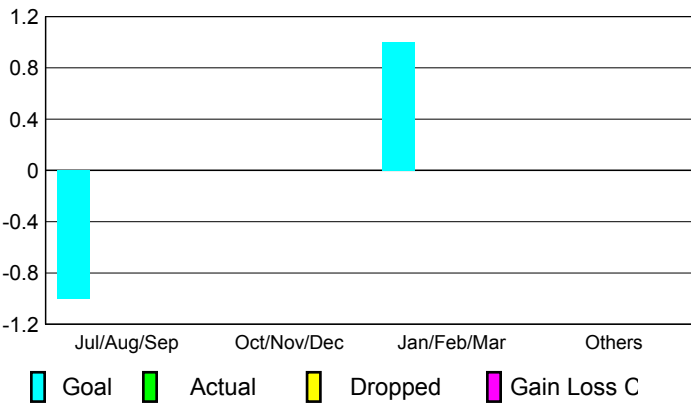
### Club Results 2008-2009

### Clubs 2007-2008

Month	New Club Goal	Actual New Clubs	Actual Dropped Clubs	Gain/Loss of Clubs	Gain/Loss of Clubs
Jul/Aug/Sep	-1	0	0	0	0
Oct/Nov/Dec	0	0	0	0	0
Jan/Feb/Mar	1	0	0	0	0
Apr/May/June	0	0	0	0	0
<b>Totals</b>	<b>0</b>	<b>0</b>	<b>0</b>	<b>0</b>	<b>0</b>

### Club Results 2008-2009

Goal, New, Dropped, Gain/Loss



## MEMBERSHIP

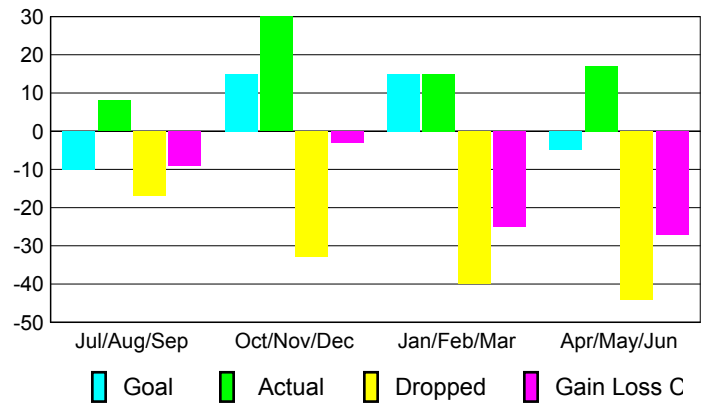
### Membership Results 2008-2009

### Membership 2007-2008

Month	Net Memb Goal	Actual New Memb	Actual Dropped Memb	Gain/Loss of Memb	Gain/Loss of Memb
Jul/Aug/Sep	-10	8	-17	-9	0
Oct/Nov/Dec	15	30	-33	-3	-13
Jan/Feb/Mar	15	15	-40	-25	-1
Apr/May/June	-5	17	-44	-27	-40
<b>Totals</b>	<b>15</b>	<b>70</b>	<b>-134</b>	<b>-64</b>	<b>-54</b>


### Membership Results 2008-2009

Goal, New, Dropped, Gain/Loss



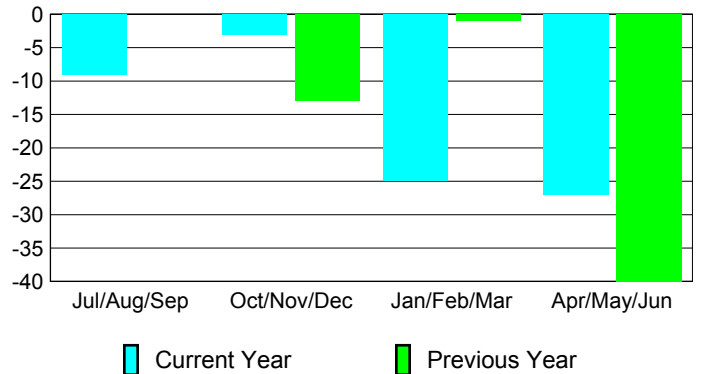
### Comparison of Club Gain/Loss

Current Year Compared to the Previous Year



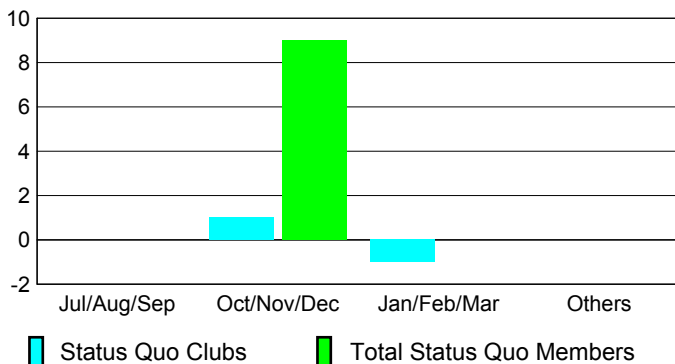
### Comparison of Membership Gain/Loss

Current Year Compared to the Previous Year

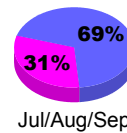


### YTD Status Quo Clubs 2008-2009

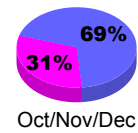
Status Quo Clubs Compared to Status Quo Members



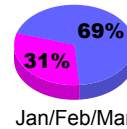
### Gender Comparison 2008-2009



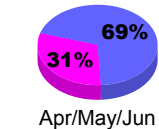
Jul/Aug/Sep



Oct/Nov/Dec



Jan/Feb/Mar



Apr/May/June

Male

Female